



Gateway Green Consultation

Gateway Green is a 38-acre parcel of land in East Portland designated to become an off-road bicycling and community park. Oregon's Kitchen Table conducted an online consultation to better understand what features residents would like to see in the park.

Research Design: During the summer of 2013, residents of several counties (Clackamas, Columbia, Hood, Multnomah, and Washington) weighed in on design features for both bike elements and other park amenities.

The public opinion research firm, Oregon's Kitchen Table, worked with public opinion research firm Davis, Hibbitts & Midghall, Inc. (DHM Research), Friends of Gateway Green and members of the Gateway Green design team to develop the content of the consultation.

Following the consultation, Friends of Gateway Green launched a crowdfunding campaign to solicit additional grassroots support for the final design of the park. You can find more information [here](#).

A total of 512 Portland metro residents, ages 18 and older, participated in the Oregon's Kitchen Table consultation.

The majority (84%) of those responding to the survey live within ten miles of Gateway Green.

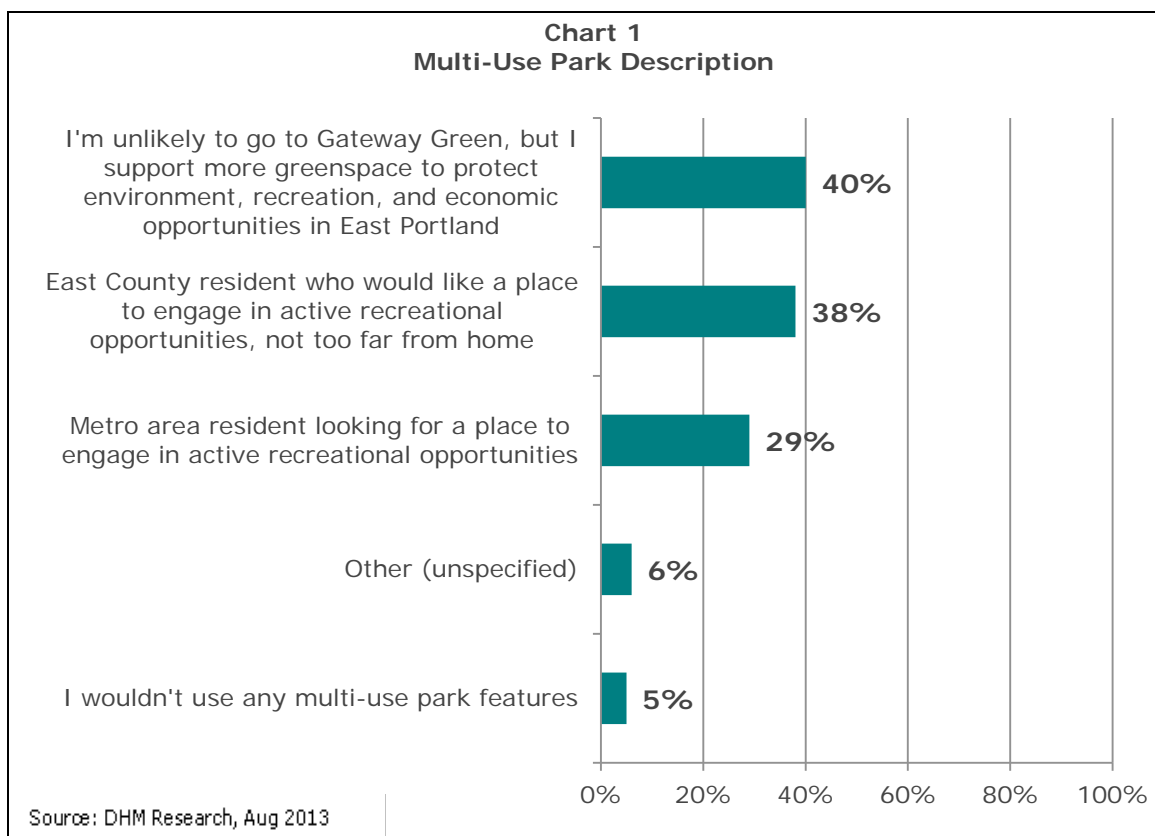
One in ten (13%) respondents live within a mile of Gateway green with an additional 46% living 2-5 miles from the site. One in four (25%) reside 6-10 miles away. It should also be noted that 85% of respondents have a 4-year college degree or more education. Other demographic characteristics of the respondents are presented in the table below.

Age	N=512
18-34	20%
35-54	44%
55+	35%
Income	
Less than \$50k	28%
\$50-\$75k	17%
\$75-\$100k	17%
\$100+\$150k	31%
Party	
Republican	7%
Democrat	60%
Non-affiliated	23%
Other	5%

Roughly one third (33%) of respondents are bike commuters who would like to have Gateway Green as part of the city's bicycling infrastructure. Additionally, serious off-road cyclists and casual or new off-road cyclists each make up one fifth of the respondents (20% and 20% respectively). One in six respondents describe themselves as a parent of a child who could use a park like Gateway Green. Finally, one in three (31%) do not believe they would use any bicycling features at the park.

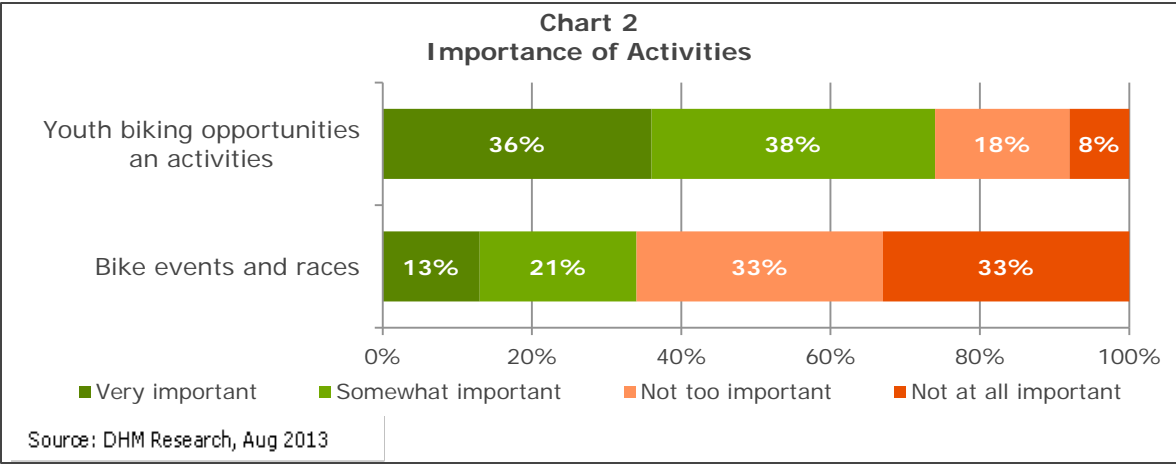
Use of Park

When asked to describe their use of a multi-use park like Gateway Green, four in ten (40%) say that while they are unlikely to ever go to Gateway Green themselves, they "support more green space to protect water and air quality, wildlife habitat, and recreation and economic opportunities in East Portland." Similarly, 38% say that as an East Portland resident, they would like to have a place to engage in active recreational activities with friends or family that is not too far from home.



While three in four (74%) find youth biking opportunities important, one in three (34%) find bike events and racing to be important (Q6-Q7).

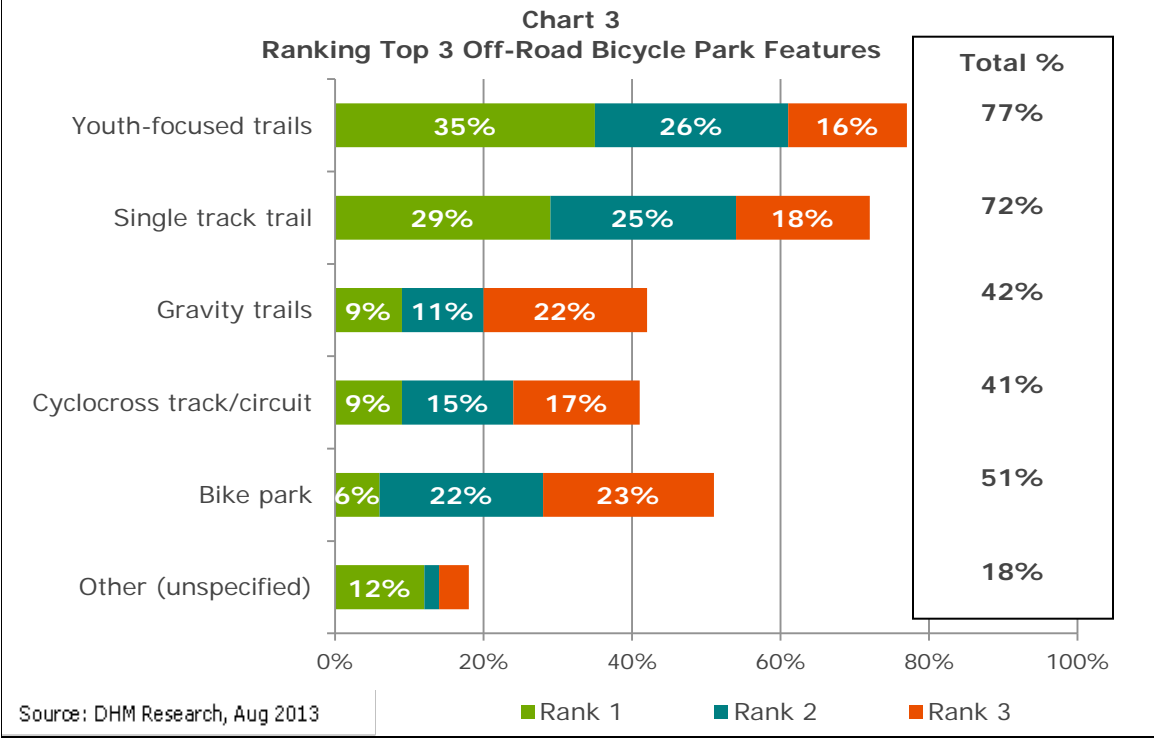
Three fourths of respondents say that youth biking opportunities and activities are very important (36%) or somewhat important (38%). Comparatively, one in three say that bike events and races are very important (13%) or somewhat important (21%). Those who consider themselves serious off-road cyclists (74%) are more likely than others to find bike races and events important.



Many respondents selected a wide range of bicycle facilities when asked what they would like to see in the park, with emphasis on youth-focused trails and a singletrack trail (Q4-Q5).

Half of all respondents selected a singletrack trail (48%) and youth-focused trails (50%) as bicycling features they would like to see in the park. Almost all (94%) of those who consider themselves serious off-road cyclists would like to see single track trails. “Gravity trails” (28%), “bike park” (32%), and “cyclocross track/circuit” (30%) all received a similar amount of emphasis while two in ten (23%) were not interested in any of the options presented.

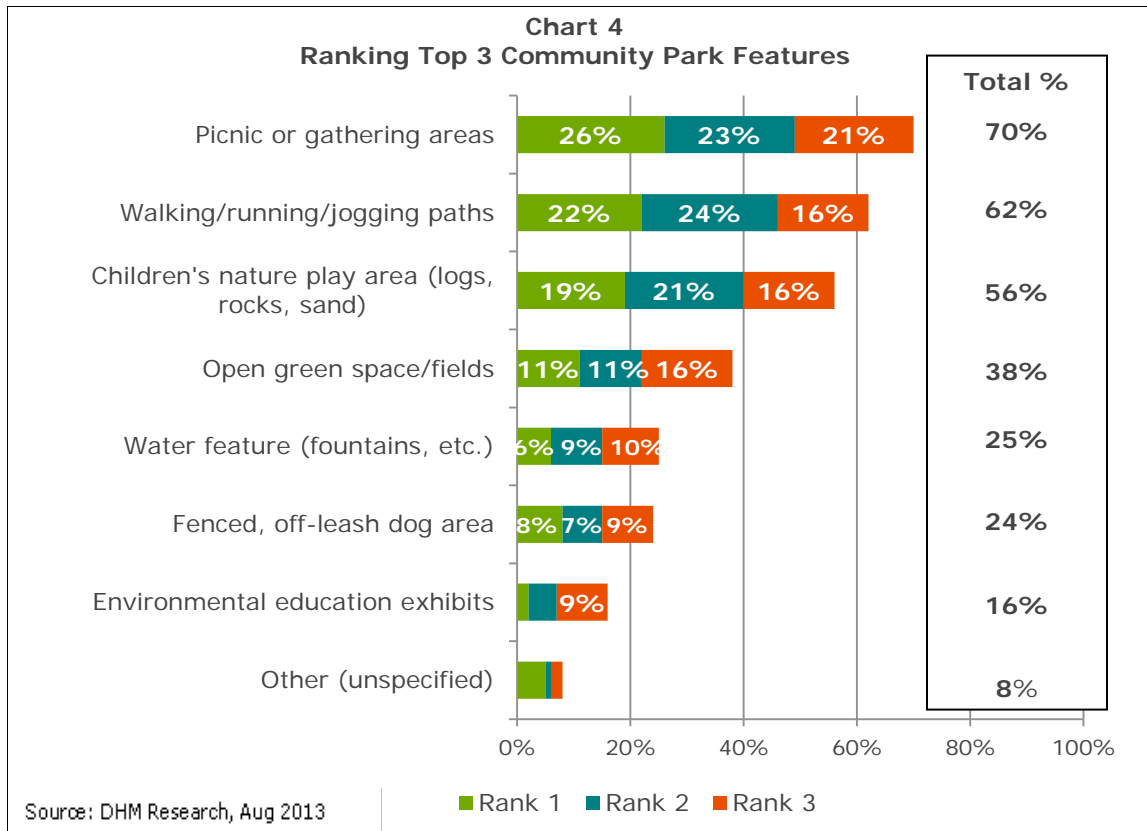
When asked to rank their top three features from 1 to 3, respondents had similar priorities. Substantially more than half rank youth-focused trails (77%) and a singletrack trail (72%) in their top 3 features they would like to see in park.



Picnic areas, running trails, and children’s nature play area are the most popular community park features (Q8-Q11).

There was a high level of support for nearly all of the potential features of the community park. Eight in ten would like to see picnic or gathering areas (84%), seven in ten would like to see children’s nature play areas (71%) and walking/running/jogging paths (72%). Six in ten would like to see open green space/fields (60%). Both water features (47%) and environmental educational exhibits (37%) received less than 50% support.

When ranking these same options, seven in ten residents ranked picnic or gathering areas (70%) in their top three followed by walking/running/jogging paths (62%) and children’s nature play area (56%).

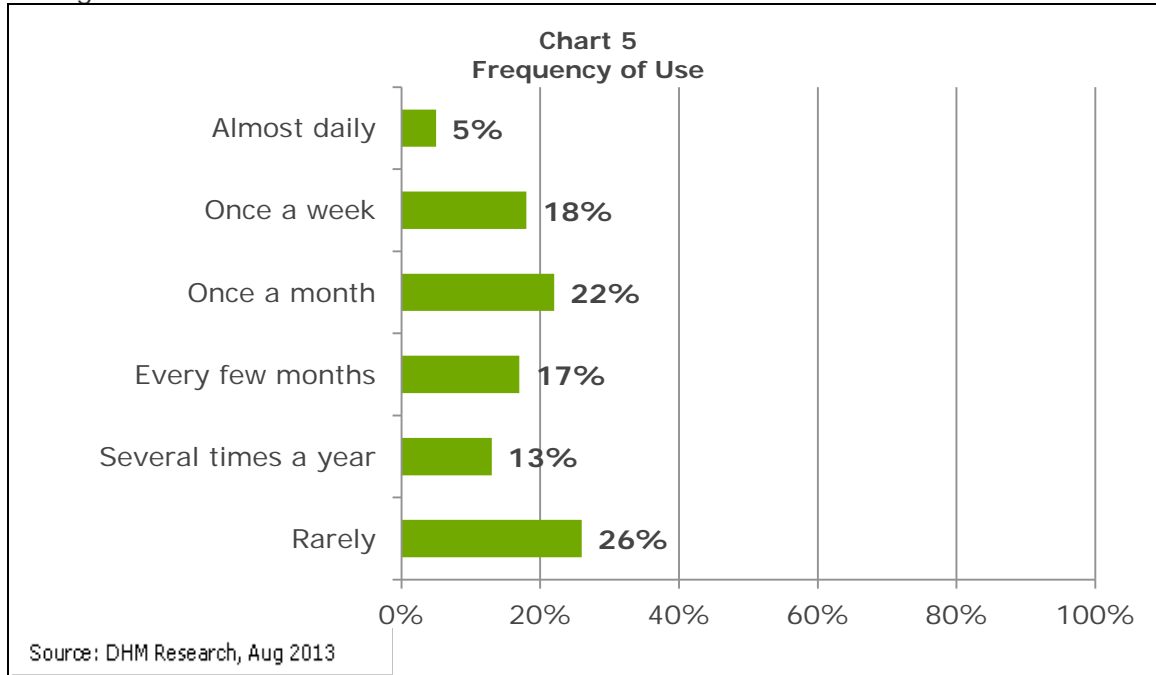


When asked about specific built features they would like to see in the park, respondents chose items consistent with their other preferences. Eight in ten prefer the park have picnic tables (81%), followed by benches (76%) and covered areas (61%). Rankings further reinforced this with picnic tables ranked in the top three by eight in ten (81%), followed by benches (77%), and covered areas (60%).

Use of Gateway Green

Nearly half of the respondents would visit Gateway Green at least once a month and would visit most often during the weekends (Q12-Q13).

Over half (62%) would visit Gateway Green every few months or more often, including 98% of those who consider themselves serious off-road cyclists. Weekends are likely to be the most used time of the week with 47% reporting that this is when they would most often visit the park. Additionally, 23% would be most likely to visit in the evenings and 25% during the week.



Responses and comments to the final open-ended questions were varied (Q14).

In general, while some respondents live further away from the facility or would not use it for various reasons, the overall response to the park at Gateway Green is positive. Respondents value green space and mixed-use parks near their homes where families can enjoy the outdoors and dedicated cyclists can have a place to practice within the city. They also emphasize the lack of green space in East Portland and a desire to reclaim Portland's biking title.

What about the Gateway Green Project do you find most exciting?

"Being able to take the MAX or ride to a place to ride my mountain bike, and be able to do so with my three year old son. I want him to be able to ride to where he rides."

"A safe and busy place for families and elderly to enjoy."

"There are not enough natural areas left for kids to run around and be kids. Too many city kids never step foot in the dirt...real dirt."

"This area is one of the few open spaces that east Portland has - and it is in the most populous, diverse part of the city. This piece of land has the potential to be an opportunity to help economic growth in this area, which has been slow in coming."

"I like the idea of making something out of an underutilized space. I commute along that route and would gladly stop off and enjoy the space on nice summer evenings. I think that area is in need of more park space."

"I would love for Oregon to start its first Edible Food Forest. Seattle has one, and there is even one in Asheville, NC. It is time for Portland to step up!"

"The chance to have real, fun, mountain biking with in the city, and only minutes from my front door, that my wife (who has MS and is in a wheel chair) can come with me, sit and relax and read a book while I am riding. On the riding side, I hope to see every skill level from little kids, up to expert level, and ever thing in between, where a rider can learn new skills and progress in their riding!"

"Not developing it. It's next to a freeway. Leave it alone."

"I drive at least 1-5 hours one way twice a week to ride my bike and am spending my money on gas, food, lodging, and gear in other towns outside of Portland because of this. Turning Portland into an off road mountain biking destination would do good things for our local economy."

"Habitat conservation and enhancement in the midst of highway and structures."

** All verbatim responses, including those emailed to Oregon's Kitchen Table are available upon request*

Additional thoughts about Gateway Green

"I'm curious about the planning ideas for a space so near the freeway. I'm not sure if the noise and air pollution would make a large negative impact or if this would be a good tempering of the pollution."

"It should connect with other bike trails and public transportation. If it was primarily for mountain biking, bike related services would be nice. . . a mobile repair unit, a bike ranger that gave information about biking."

"I'm concerned about parking/access considering the surrounding freeways and developments."

"The city tends to build then NOT maintain. Examples are tree wells and median on NE 102nd and the turnabout on NE Halsey and Ne 102nd. If you build this park please allocate sufficient funds to maintain it, clean it and monitor potential crime."

"Every time I ride or drive past the area, I think of what an amazing park it could be, if we could give it the right visual and physical connections. Let us not create a hidden gem, but instead a glowing beacon that is a start for the change we want for our neighborhood."

** All verbatim responses, including those emailed to Oregon's Kitchen Table are available upon request*

ANNOTATED QUESTIONNAIRE

Gateway Green is a 38-acre parcel of unused, partially wooded land in East Portland, where I-84 and I-205 come together. We have an opportunity to transform this area into a multi-use park with opportunities for off-road bicycling. If we can raise the funds to build the park, the City of Portland has agreed to own and operate it. The long term vision includes a pedestrian bridge that re-connects Gateway Green to 8 acres of publicly owned land on Rocky Butte.

We want to hear from residents and get your input on the next round of design to make the best use of Gateway Green. The responses you provide will be compiled and provided to the design team to inform their work. While it will not be possible to take every suggestion, we want to get a general sense of what you might want from a park like Gateway Green. It is possible that some improvements might be made on the site before the full park is developed and your input will help shape which of these elements to prioritize.

Oregon's Kitchen Table is a project of the College of Urban and Public Affairs at Portland State University, and was created by a group of non-partisan, non-profit community organizations dedicated to helping Oregonians have a voice.

This consultation consists of 15 questions and may take about 5 minutes. Thank you very much for your participation.

1. How far do you live from Gateway Green?

Response Category	N=512
0 to 1 mile	13%
2-5 miles	46%
6-10 miles	25%
11-20 miles	11%
More than 20 miles	5%

2. Which of these statements best describe your bicycling use of a park like Gateway Green? You may choose multiple responses.

Response Category	N=512
I am a serious off-road cyclist who is looking for a place to regularly ride in the Metro area	20%
I am a casual or new off-road cyclist who wants to learn more off-road skills at a place not too far from home	20%
I am the parent of a child who needs a safe place off the streets to ride his or her bike or learn new bike skills	16%
I am a bike commuter who would like to have Gateway Green as part of the city's bicycling infrastructure	33%
Other: Specify _____	12%
I wouldn't use any bicycling features of Gateway Green	31%

3. Which of these statements best describe your use of a multi-use park like Gateway Green? You may choose multiple responses.

Response Category	N=512
I am an East Portland resident who would like to have a place to engage in active recreational activities with friends and family that is not too far from home	38%
I am a Metro area resident looking for a place to engage in active recreational opportunities. Specify: _____	29%
Though I am unlikely to ever go to Gateway Green myself, I support more greenspace to protect water and air quality, wildlife habitat, and recreation and economic opportunities in East Portland	40%
Other: Specify: _____	6%
I wouldn't use any multi-use park features of Gateway Green	5%

4. Part of Gateway Green will be converted into an off-road bicycling park. Which of the following bicycling features would you like to see in the park? Check all that apply:

Response Category	N=512
Single track trail	48%
Gravity trails (jumping/flow trails, dual slalom course, slope style course)	28%
Bike park (dirt jump, pump track, skill areas)	32%
Cyclocross track/circuit (training areas, race course)	30%
Youth-focused trails (skills building features oriented towards young, entry-level riders)	50%
Other: Specify: _____	11%
None; Not interested in any of these options	22%

5. Please rank your top three features from 1 to 3:

Response Category	Rank 1 N=512	Rank 2 N=512	Rank 3 N=512
Single track trail	29%	25%	18%
Gravity trails (jumping/flow trails, dual slalom course, slope style course)	9%	11%	22%
Bike park (dirt jump, pump track, skill areas)	6%	22%	23%
Cyclocross track/circuit (training areas, race course)	9%	15%	17%
Youth-focused trails (skills building features oriented towards young, entry-level riders)	35%	26%	16%
Other: Specify: _____	12%	2%	4%
None; Not interested in any of these options	0%	0%	0%

6. How important are bike events and races to you?

Response Category	N=512
Not important at all	33%
Not too important	33%
Somewhat important	21%
Very important	13%

7. How important are youth biking opportunities and activities to you?

Response Category	N=512
Not important at all	8%
Not too important	18%
Somewhat important	38%
Very important	36%

8. Part of Gateway Green will be converted to a community park, a place for neighbors and families to meet and play, and open space. Which of the following features and structures would you like to see? Check all that apply.

Response Category	N=512
Picnic or gathering areas	84%
Water features (fountains, etc.)	47%
Children's nature play area (logs, rocks, sand)	71%
Fenced, off-leash dog area	39%
Walking/running/jogging paths	72%
Environmental education exhibits	37%
Open green space/fields	60%
Other: Specify _____	10%
None: Not interested in any of these options	2%

9. Please rank your top three features from 1 to 3:

Response Category	Rank 1 N=512	Rank 2 N=512	Rank 3 N=512
Picnic or gathering areas	26%	23%	21%
Water features (fountains, etc.)	6%	9%	10%
Children's nature play area (logs, rocks, sand)	19%	21%	16%
Fenced, off-leash dog area	8%	7%	9%
Walking/running/jogging paths	22%	24%	16%
Environmental education exhibits	2%	5%	9%
Open green space/fields	11%	11%	16%
Other: Specify: _____	5%	1%	2%
None; Not interested in any of these options	0%	0%	0%

10. What built features would you to see in the park? Check all that apply.

Response Category	N=512
Picnic tables	81%
Benches	76%
Art	40%
Interpretive signs/information kiosks	41%
Covered areas	61%
Other: Specify _____	10%
None: Not interested in any of these options	5%

11. Please rank your top three features from 1 to 3:

Response Category	Rank 1 N=512	Rank 2 N=512	Rank 3 N=512
Picnic tables	36%	29%	16%
Benches	24%	32%	21%
Art	9%	11%	15%
Interpretive signs/information kiosks	7%	11%	17%
Covered areas	18%	16%	26%
Other: Specify: _____	6%	1%	4%
None; Not interested in any of these options	0%	0%	0%

12. Once it is built, how frequently would you go to Gateway Green?

Response Category	N=512
Almost daily	5%
Once a week	18%
Once a month	22%
Every few months	17%
Several times a year	13%
Rarely	26%

13. When do you think you would most often visit the park?

Response Category	N=377
Evenings	23%
Weekends	47%
During the day on weekends	25%
For special events	5%

14. What about the Gateway Green Project do you find most exciting?

All verbatim responses, including those emailed to Oregon's Kitchen Table are available upon request

15. Are you willing to provide written or video testimonial for the project?

Response Category	N=512
Yes	39%
No	61%

16. What is your age?

Response Category	N=512
18-24	2%
25-34	18%
35-54	44%
55-64	22%
65+	13%

17. Education

Response Category	N=512
Less than HS	0%
High school graduate	2%
Some college, associate or technical	13%
College graduate	40%
Post college/graduate degree	45%

18. Which of the following best describes your ethnicity?

Response Category	N=512
Asian	2%
Black or African American	1%
Hispanic	2%
Native American	2%
White	90%
Other	3%
Refused	4%

19. Income

Response Category	N=512
Less than \$30k	13%
\$30-\$50k	15%
\$50-\$75k	17%
\$75-\$100k	17%
\$100-\$150k	20%
\$150k+	11%
Refused	7%

20. Registered to vote

Response Category	N=512
Yes	97%
No	1%
Not sure	0%
Not eligible	1%

21. Party affiliation

Response Category	N=512
Republican	7%
Democrat	60%
Non-affiliated	23%
Other	5%
Refused	5%

22. Do you consider yourself:

Response Category	N=512
Very liberal	18%
Liberal	41%
Moderate	28%
Conservative	4%
Very conservative	0%
None of the above	9%

23. County

Response Category	N=512
Clackamas	9%
Columbia	1%
Lane	1%
Marion	1%
Multnomah	80%
Washington	8%